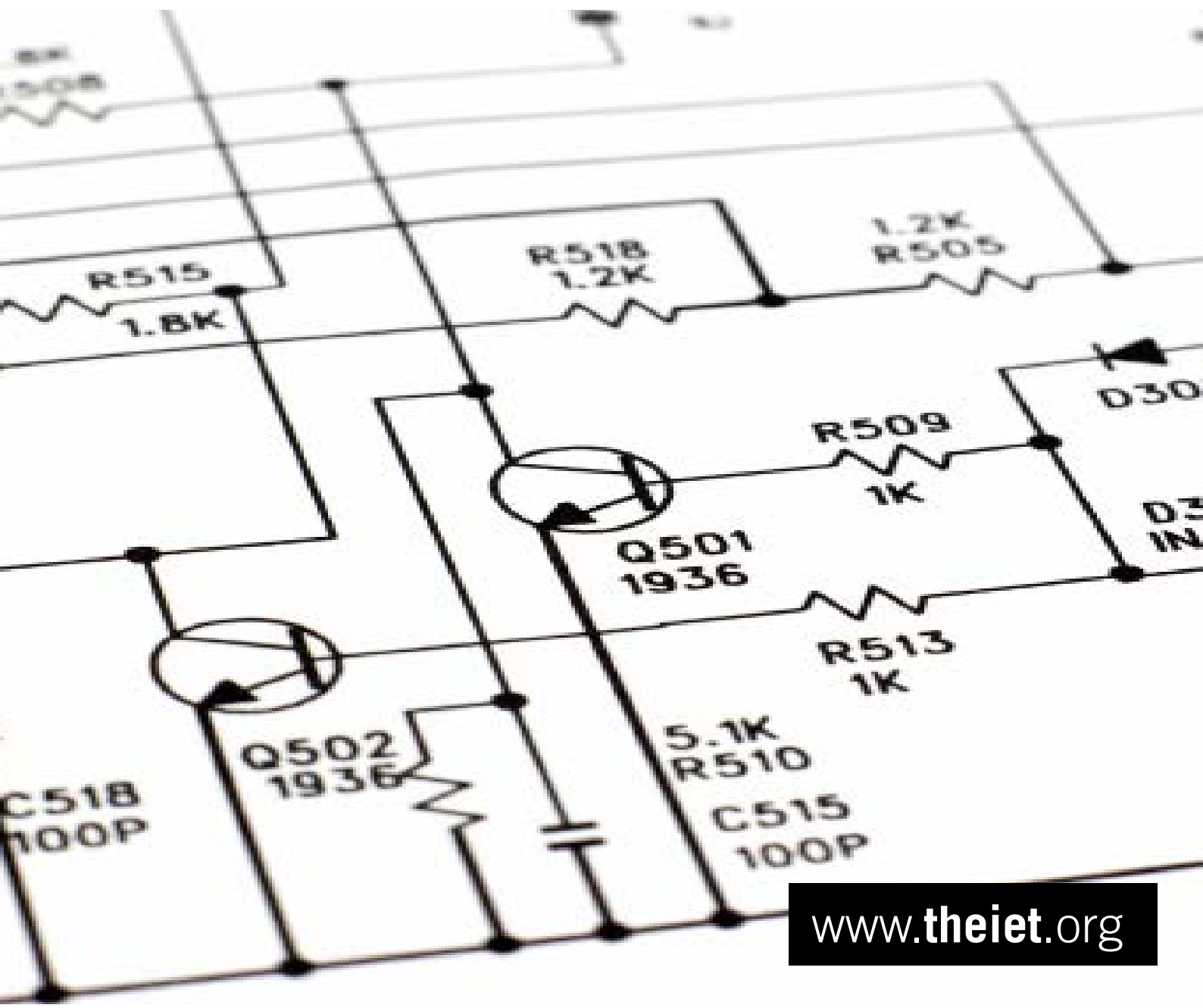


# Units & Symbols for Electrical & Electronic Engineers



# Preface

A booklet, Symbols and Abbreviations for use in Electrical and Electronic Engineering Courses, was published by the Institution of Electrical Engineers in 1968 and 1971. To take account of the many revisions and additions to British and International Standards since then, a new and fully revised edition was published in 1979, with reprints in 1980 and 1983.

In 1985, the editorial panel reconvened and undertook a total review and update of the Symbols and Abbreviations booklet, prior to it being re-issued under its new title in the professional brief series, in 1986. Further reviews of the contents were undertaken in 1991 and 1996. Any comments on the present content, or suggestions for additional material, will be welcomed. Please address comments to the Secretary of the Institution.

The booklet is for use by students and staff in colleges and universities, as a reference for authors of papers and books on electrical and electronic engineering and related subjects, and as a guide for draughtsmen and designers in industry.

Appendix A lists the standards which have been used in the preparation of this Guide.

# Contents

<b>Introduction</b>	<b>1</b>
<b>1. Abbreviations for words and phrases</b>	<b>2</b>
<b>2. Printing conventions</b> Letter symbols, subscripts	<b>3</b> 3
<b>3. Unit symbols</b> Compound symbols	<b>4</b> 4
<b>4. Numerical values</b> The decimal sign Multiplication of numbers	<b>5</b> 5 5
<b>5. The International System of Units</b> SI base units and supplementary units SI derived units Non-SI units	<b>6</b> 6 7 7
<b>6. Quantity symbols for mechanics, thermodynamics, illumination</b>	<b>8</b>
<b>7. Quantity symbols for electrotechnics</b>	<b>10</b>
<b>8. Subscripts and other uses of letters and numbers</b> General Semiconductors	<b>13</b> 13 15
<b>9. Mathematical symbols</b>	<b>16</b>
<b>10. Physical constants</b>	<b>18</b>
<b>11. Conversion factors</b> Length Area, Volume Mass, Density Velocity Force, Pressure, Torque Energy, Power Nucleonics, Radiation etc. Special remark on Logarithmic quantities and units	<b>19</b> 19 19 19 19 20 20 20 20
<b>12. Graphical symbols</b> Connections and network elements Power plant Electronic devices Logic symbols Optic fibre symbols Telecommunication symbols Microwave devices Flowchart symbols	<b>22</b> 22 23 23 24 25 25 26 26
<b>13. Some abbreviations</b> Commonly used abbreviations in optical, logical and microprocessor circuits Component identification abbreviations	<b>27</b> 27 28
<b>14. Letter and digit code for R &amp; C values</b>	<b>29</b>

## Appendices

A List of Standards used in compilation of 'Units & Symbols'	30
B Typefaces used: English alphabet, Greek alphabet	31

# Introduction

In the expression  $I = 16 \text{ mA}$ ,  $I$  is the quantity symbol for the physical phenomenon of electric current, and 16 is its numerical value in terms of the decimal submultiple ( $10^{-3}$ ) of a unit (ampere) of current; mA is the unit symbol for milliampere. Other symbols (such as  $j$ ,  $\exp$ , Cu) are used to indicate mathematical operations, chemical elements etc. Frequently occurring technical phrases are commonly rendered as abbreviations (such as e.m.f., p.d.). In circuit diagrams, graphical symbols identify network components and devices.

International letter symbolism is based on the Roman and Greek alphabets. There are fewer than 90 distinctive capital and small letters to represent some thousands of scientific and technical quantities, and extensive duplication is unavoidable. Priority is given here to electrical, electronic and manufacturing engineering, and quantities in associated fields are, where necessary, assigned alternative or second-choice symbols.

The units and symbols listed throughout this booklet conform to the recommendations of the International Electrotechnical Commission (IEC) and the British Standards Institution (BSI). Additionally, because of their common usage, in the Logic Symbols under Section 12 some distinctive-shape binary logic symbols have been used.

# 1. Abbreviations for Words & Phrases

Well known abbreviations, such as those listed below, are set in small roman (lower-case upright) letters, except for proper names, the unit system (SI), at the start of a sentence (e.g. A.C., not A.c.), and in titles and table headings where preferred:

---

Alternating current*	a.c.	Phase†	ph.
Direct current*	d.c.	Potential difference	p.d.
Electromotive force	e.m.f.	Power factor	p.f.
Per unit	p.u.	Root mean square	r.m.s.

---

\*Adjective only, as in a.c. motor, d.c. circuit.

†As in 3-ph. Supply

*Ad hoc* abbreviations (such as s.s.b. for single sideband) may be employed subject to an initial use in context of the full expression. Some acronyms (e.g. radar, laser) are used as nouns. The use of capital letters without full points for some abbreviations is common, particularly in the fields of logic, computers and microprocessors (see *Commonly used abbreviations in optical, logical and microprocessor circuits* in Section 13).

## 2. Printing Conventions

For clarity, in scientific and technical literature, different types of object are printed in different typefaces. The normal printing conventions are as follows:

Object	Typeface	Examples
unit symbols	Roman	Hz, s, $\mu\text{m}$
scalar physical quantities	Italic	$f, t$
vector physical quantities*	Italic boldface or Italic with arrow	$\mathbf{AB}$ $\overrightarrow{AB}$
numbers and numerical constants	Roman	17, $\pi, e$
numerical variables	Italic	$x, x_n, f(x)$
matrices	Italic boldface	$\mathbf{A}$
standard mathematical functions	Roman	$\sin, \log_e$

Note: the four styles of typeface are (using the letter A as an example):

Roman (or 'upright'):	A	Roman boldface:	<b>A</b>
Italic (or 'sloping'):	<i>A</i>	Italic boldface:	<b><i>A</i></b>

\*this typeface also applies to phasor physical quantities

### Letter symbols, subscripts

Letter symbols should be used with consistency (e.g. only L for self-inductance, only P for power), but distinguishing subscripts can be attached (e.g.  $L_1$  and  $L_2$ ). Upper-case letters (e.g. V, I) are used for steady, mean and r.m.s values; lower-case letters for instantaneous values which vary with time (e.g.  $v, i$ ). Maximum, minimum and average are indicated by subscripts (e.g.  $V_{\max}, V_{\min}, V_{\text{av}}$ ).

### 3. Unit Symbols

Unit symbols are printed in upright roman characters and are used after numerical values (e.g. 10 A, but 'a few amperes'). They are the same in singular and plural, and are not followed by a full point except for normal punctuation, e.g. at the end of a sentence. A space is set between the number and its unit symbol (e.g. 230V, not 230V). The decimal multiples and submultiples given below are prefixed, without a space, to the unit symbols (e.g. 6.6 kV). Compound decimal prefixes should not be used (e.g. pF, not  $\mu\mu\text{F}$ ).

---

$10^{24}$	yotta	Y				$10^{-3}$	milli	m
$10^{21}$	zetta	Z				$10^{-6}$	micro	$\mu$
$10^{18}$	exa	E	$10^2$	hecto	h	$10^{-9}$	nano	n
$10^{15}$	peta	P	$10^1$	deca	da	$10^{-12}$	pico	p
$10^{12}$	tera	T	$10^{-1}$	deci	d	$10^{-15}$	femto	f
$10^9$	giga	G	$10^{-2}$	centi	c	$10^{-18}$	atto	a
$10^6$	mega	M				$10^{-21}$	zepto	z
$10^3$	kilo	k				$10^{-24}$	yocto	y

---

Powers in steps of 3 are preferred, but some others have common usage (e.g. centimetre cm, decibel dB).

#### Compound symbols

In a compound unit symbol, multiplication is denoted by either a dot or a space (e.g.  $\text{N}\cdot\text{m}$ , N m). The last form may also be written without a space, provided that special care is taken when the symbol for one of the units is the same as the symbol for a prefix, e.g. mN means millinewton, not metre newton. Unit division may be indicated by a solidus (e.g. V/m). Not more than one solidus should appear in a combination (e.g. 5 m/s<sup>2</sup>, not 5 m/s/s). In some cases parentheses or negative powers may be used for clarity (e.g. 1/s or s<sup>-1</sup>; J/(m s K) or J m<sup>-1</sup> s<sup>-1</sup> K<sup>-1</sup>).



## 4. Numerical Values

Numbers should generally be printed in roman (upright) type. To facilitate the reading of numbers with many digits, these may be separated into suitable groups, preferably of three digits, counting from the decimal sign towards the left and the right; the groups should be separated by a small space, and never by a comma or a point, nor by any other means.

### The decimal sign

The IEC and the BSI indicate that a comma on the line is the preferred decimal sign. In most British Standards, most UK literature, and all USA literature it is the practice to use a dot on the line as the decimal marker. In order to avoid confusion the IEE adopts the convention of English literature publications and uses a dot on the line as the decimal marker.

### Multiplication of numbers

In the UK the preferred sign for the multiplication of numbers is a cross (X); if a dot is used as the decimal sign, the cross must be used. (A dot half-high may be used as the multiplication sign for numbers, but in this case a comma should be used as the decimal sign.)

## 5. The International System of Units

The International System of Units (SI) establishes three kinds of units: base, supplementary, and derived, discussed in the following sub-sections under Section 5. In addition, various other units, listed under the sub-heading Non-SI Units, are recognised for continued use alongside SI units. Many obsolescent non-SI units are listed in Section 11, where conversion factors are given.

### SI base units and supplementary units

There are seven base units and two supplementary units, as shown below:

Base quantity	Name of SI base unit	Unit symbol
length metre m	metre	m
mass kilogram kg	kilogram	kg
time second s	second	s
electric current	ampere	A
thermodynamic temperature kelvin K	kelvin	K
amount of substance mole mol	mole	mol
luminous intensity candela cd	candela	cd
plane angle radian rad	radian	rad
solid angle steradian sr	steradian	sr

The definitions of these units are as follows:

- **metre** (m): the metre is the length of the path travelled in vacuum by light during (1/299 792 458) second.
- **kilogram** (kg): the mass of the international prototype of the kilogram.
- **second** (s): the duration of 9 192 631 770 periods of the radiation corresponding to the transition between the two hyperfine levels of the ground state of the caesium 133 atom.
- **ampere** (A): that constant current which, if maintained in two straight parallel conductors of infinite length, of negligible circular cross-section, and placed 1 metre apart in vacuum, would produce between these conductors a force equal to  $2 \times 10^{-7}$  newton per metre of length.
- **kelvin** (K): the unit of thermodynamic temperature is the fraction 1/273.16 of the thermodynamic temperature of the triple point of water (but see footnote\*).
- **candela** (cd): the luminous intensity, in a given direction, of a source which emits monochromatic radiation with a frequency  $540 \times 10^{12}$  hertz and whose energy intensity in that direction is (1/683) watt per steradian.
- **mole** (mol): the amount of substance of a system which contains as many elementary entities as there are atoms in 0.012 kilogram of carbon 12. When the mole is used, the elementary entities must be specified and may be atoms, molecules, ions, electrons, other particles, or specified groups of such particles.
- **radian** (rad): the plane angle between two radii of a circle which cut off on the circumference an arc equal in length to the radius.
- **steradian** (sr): the solid angle which, having its apex at the centre of a sphere, cuts off an area of the surface of the sphere equal to that of a square with sides of length equal to the radius of the sphere.

The supplementary units 'radian' and 'steradian' are to be regarded as dimensionless derived units which may be used or omitted in the expressions for derived units.

\* In addition to the thermodynamic temperature (symbol  $T$ ), expressed in kelvins, use is also made of Celsius temperature (symbol  $t$ ) defined by the equation  $t = T - T_0$  where  $T_0 = 273.15$  K by definition. The unit 'degree Celsius' is equal to the unit 'kelvin', but 'degree Celsius' is a special name in place of 'kelvin' for expressing Celsius temperature. A temperature interval or a Celsius temperature difference can be expressed in degrees Celsius as well as kelvins, but kelvin is to be preferred.

## SI derived units

The units of all physical quantities are derived from the base and supplementary SI units, and certain of them have been named. These, together with some common compound units, are given here:

Quantity	Unit Name	Unit Symbol	Expression in terms of SI base unit
force	newton	N	$\text{m kg s}^{-2}$
energy	joule	J	$\text{m}^2 \text{kg s}^{-2}$
power	watt	W	$\text{m}^2 \text{kg s}^{-3}$
pressure, stress	pascal	Pa	$\text{m}^{-1} \text{kg s}^{-2}$
electric potential	volt	V	$\text{m}^2 \text{kg s}^{-3} \text{A}^{-1}$
electric charge	coulomb	C	s A
electric flux	coulomb	C	s A
magnetic flux	weber	Wb	$\text{m}^2 \text{kg s}^{-2} \text{A}^{-1}$
magnetic flux density	tesla	T	$\text{kg s}^{-2} \text{A}^{-1}$
electric resistance	ohm	$\Omega$	$\text{m}^2 \text{kg s}^{-3} \text{A}^{-2}$
electric conductance	siemens	S	$\text{m}^2 \text{kg}^{-1} \text{s}^3 \text{A}^2$
capacitance	farad	F	$\text{m}^2 \text{kg}^{-1} \text{s}^4 \text{A}^2$
inductance	henry	H	$\text{m}^2 \text{kg s}^{-2} \text{A}^{-2}$
Celsius temperature*	degree Celsius	°C	K
frequency	hertz	Hz	$\text{s}^{-1}$
luminous flux	lumen	lm	cd sr
activity (of a radionuclide)	becquerel	Bq	$\text{s}^{-1}$
absorbed dose	grey	Gy (=J/Kg)	$\text{m}^2 \text{s}^{-2}$
dose equivalent	sievert	Sv (=J/Kg)	$\text{m}^2 \text{s}^{-2}$
mass density	kilogram per cubic metre	$\text{kg/m}^3$	$\text{m}^{-3} \text{kg}$
moment of force	newton metre	N m	$\text{m}^2 \text{kg s}^{-2}$
torque	newton metre	N m	$\text{m}^2 \text{kg s}^{-2}$
electric field strength	volt per metre	V/m	$\text{m kg s}^{-3} \text{A}^{-1}$
electrical displacement	coulomb per square metre	$\text{C/m}^2$	$\text{m}^{-2} \text{s A}$
magnetic field strength	ampere per metre	V/m	$\text{m}^{-1} \text{A}$
thermal conductivity	watt per metre kelvin	$\text{W m}^{-1} \text{K}^{-1}$	$\text{m kg s}^{-3} \text{K}^{-1}$
luminance	candela per square metre	$\text{cd/m}^2$	$\text{m}^{-2} \text{cd}$

\*See footnote to previous sub-section - **SI base units and supplementary units**

## Non-SI units

Some commonly used units not within the SI range are:

angle	degree ( $1^\circ = \pi/180 \text{ rad}$ ); minute ( $1' = (1/60)^\circ$ ); second ( $1'' = (1/60)'$ ); revolution ( $1 \text{ r} = 2\pi \text{ rad}$ )
energy	calorie (cal); electronvolt (eV); watt-hour (W h)
length	ångström (Å)
mass	ton (ton); tonne (= metric ton) (t); unified atomic mass unit (u)
pressure, stress	atmosphere (atm); bar (bar); torr (Torr)
rotational frequency	revolution per minute (r/min)*, revolution per second (r/s)*
time	minute (min); hour (h); day (d); year (a)
volume	litre (L, l or litre)

\*These are widely used for rotational frequency in specifications of rotating machinery.

## 6. Quantity Symbols for Mechanics, Thermodynamics, Illumination

As noted in Section 2, an italic typeface is used for quantity symbols.

Quantity	Symbol	SI Unit
acceleration, angular	$\alpha$	rad/s <sup>2</sup>
acceleration, linear	$a$	m/s <sup>2</sup>
acoustic pressure	$\rho$	Pa
angle, plane	$\alpha, \beta, \gamma$	rad
angle, solid	$\Omega$	sr
angular momentum	$L$	kg m <sup>2</sup> s <sup>-1</sup>
area, surface area	$A, S$	m <sup>2</sup>
bulk compressibility	$K$	m <sup>2</sup> /N
coefficient of heat transfer	$\alpha$	W m <sup>-2</sup> K <sup>-1</sup>
density	$\rho$	kg/m <sup>3</sup>
efficiency	$\eta$	-
energy	$E$	J
energy, kinetic	$E_k$	J
energy, potential	$E_p$	J
energy, volume density	$W$	J/m <sup>3</sup>
enthalpy	$H (=U+\rho V)$	J
entropy	$S$	J/K
force	$F$	N
frequency	$f$	Hz
frequency, angular	$\omega$	rad/s
friction, coefficient	$\mu$	-
friction, force coefficient	$F$	N s/m
friction, torque coefficient	$F$	N m s/rad
Gibbs function	$G (=U+\rho V-TS)$	J
heat, quantity of heat	$Q$	J
heat, heat capacity	$C$	J/K
heat, specific heat capacity	$c$	J kg <sup>-1</sup> K <sup>-1</sup>
heat, flow rate	$\phi_{th}$	W
heat, density of heat flow rate	$q$	W/m <sup>2</sup>
Helmholtz free energy	$A, F (A=U-TS)$	J
illumunance	$E$	Lx
internal energy	$U$	J
isentropic exponent	$K = -\frac{V}{p} \left( \frac{\partial p}{\partial V} \right)_s$	-
kinematic viscosity	$\nu$	m <sup>2</sup> /s
length	$l$	m
luminance	$L$	cd/m <sup>2</sup>
luminous flux	$\phi$	lm
luminous intensity	$I$	cd
mass	$m$	kg
mass flow rate	$qm$	kg/s
mechanical impedance	$Z_m$	N s/m
moduli, modulus of elasticity (Young)	$E$	Pa
moduli, longitudinal modulus of elasticity	$E$	N/m <sup>2</sup>
moduli, sheer modulus, modulus of rigidity	$G$	N/m <sup>2</sup>
moduli, bulk modulus, modulus of compression	$K$	N/m <sup>2</sup>
moment of force	$M$	N m
moment of inertia	$J$	kg m <sup>2</sup>

## 6. Quantity Symbols for Mechanics, Thermodynamics, Illumination (continued)

Quantity	Symbol	SI Unit
momentum	$p$	kg m/s
Poisson ratio	$\mu$	-
pressure, stress	$p$	Pa
radius of gyration	$k$	m
ratio of specific heat capacities	$Y (=c_p/c_v)$	-
second axial moment of force	$I_a$	m <sup>4</sup>
second polar moment of area	$I_p$	m <sup>4</sup>
specific heat capacity, constant pressure	$C_p$	-
specific heat capacity, constant volume	$C_v$	-
specific heat capacity, saturation	$C_{sat}$	-
strain, linear	$\epsilon$	-
strain, sheer	$Y$	-
strain, volume strain, bulk strain	$\Theta$	-
surface tension	$Y$	N/m
temperature, thermodynamic temperature	$T, \Theta$	K
temperature, Celsius temperature	$t$	oC
temperature interval	-	K
thermal, conductivity	$\lambda, k$	w m <sup>-1</sup> K <sup>-1</sup>
thermal, resistance	$R_{th}$	K/W
time	$t$	s
time constant	$\tau$	s
torque	$T$	N m
velocity, angular	$\omega$	rad/s
velocity, linear	$v$	m/s
viscosity	$\eta$	Pa s
viscosity, kinematic		m <sup>2</sup> /s
volume	$V$	m <sup>3</sup>
volume, specific	$v$	m <sup>3</sup> /kg
volume, flow rate	$g_v$	m <sup>3</sup> /s
weight	$G$	N
work	$W$	j

## 7. Quantity Symbols for Electrotechnics

Quantity	Symbol	SI Unit
admittance	$Y$	S
attenuation	$A$	Np† dB†
attenuation coefficient	$\alpha$	$m^{-1}$
bandwidth	$B$	Hz
capacitance	$C$	F
charge	$Q$	C
charge density, surface	$\sigma$	$C/m^2$
charge density, volume	$\rho$	$C/m^3$
conductance	$G$	S
conductance, mutual	$g_m$	S
conductivity	$\Upsilon, \sigma$	S/m
control angle, rectifier	$\alpha$	rad
control angle, inverter	$\beta$	rad
coupling factor	$k$	-
current	$I$	A
current density, area	$J$	$A/m^2$
current density, linear	$A$	A/m
current linkage	$\Theta$	A
damping coefficient	$\delta$	$s^{-1}$ (or Np/s)
decrement, logarithmic	$\lambda$	-
dipole moment, electric	$p$	C m
dipole moment, magnetic	$j$	Wb m
dissipation factor	$d$	-
distortion factor	$d$	-
electric constant	$\epsilon_0$	F/m
electric field, strength	$E$	V/m
electric field, level	$L_e$	Np††
electric flux	$\Psi$	C
electric flux density	$D$	$C/m^2$
electric polarisation	$P$	$C/m^2$
electric susceptibility	$\chi, \chi_\epsilon$	-
electromotive force	$E$	V
energy	$E, W_e$	J
energy, Fermi	$\epsilon$	J‡
feedback factor	$\beta$	-
frequency	$f$	Hz
frequency, angular	$\omega$	rad/s
frequency, deviation	$\Delta f$	Hz
frequency, complex angular	$p$	$s^{-1}$
gain	$G$	-
group velocity	$c_g, v_g$	m/s
group delay	$t_g$	s
Hall coefficient	$R_H, A_h$	$m^3/C$
impedance	$Z$	$\Omega$
impedance, characteristic	$Z_o$	$\Omega$
impedance, surge	$Z_o$	$\Omega$
inductance, self	$L$	H
inductance, mutual	$L_{jk}, M$	H
leakage factor	$\sigma$	-

† Not a SI unit but in common use—also see section 11 sub section **Special remark on Logarithmic quantities and units**

†† Not a SI unit but in common use

‡ More usually expressed in eV

## 7. Quantity Symbols for Electrotechnics (continued)

Quantity	Symbol	SI Unit
loss angle	$\delta$	rad
magnetic constant	$\mu_0$	H/m
magnetic field strength	$H$	A/m
magnetic flux	$\Phi$	Wb
magnetic flux density	$B$	T
magnetic flux linkage	$\Psi$	Wb
magnetic (area) moment	$m$	A m <sup>2</sup>
magnetic polarisation	$B_i, J$	T
magnetic susceptibility	$\chi, \kappa$	-
magnetic vector potential	$A$	Wb/m
magnetisation	$H_i, M$	A/m
magnetomotive force	$F, f_\mu$	A
mobility	$\mu$	m <sup>2</sup> V <sup>-1</sup> s <sup>-1</sup>
modulation factor (a.m.)	$m$	-
modulation factor (f.m.)	$\delta$	rad
noise factor	$F, F_n$	-
noise power	$P_n$	W
noise temperature	$T_n$	K
number density of particles	$n$	m <sup>-3</sup>
number of phases	$m$	-
number of pole pairs, pulses	$p$	-
number of turns	$N$	-
period	$T$	s
permeability, absolute	$\mu$	H/m
permeability, relative	$\mu_r$	-
permeance	$\Lambda$	H, Wb/A
permittivity, absolute	$\epsilon$	F/m
permittivity, relative	$\epsilon_r$	-
phase, angle	$\phi$	rad
phase, delay	$t_o$	rad
phase, deviation	$\Delta\phi$	rad
phase change	$B$	rad
phase-change coefficient	$\beta$	rad/m
phase velocity	$c_\phi, v_\phi$	m/s
polarisation, electric	$P$	C/m <sup>2</sup>
polarisation, magnetic	$B_i, J$	T
potential	$V$	V
potential difference	$U, V$	V
power, active	$P$	W
power, apparent	$S$	V A
power, reactive	$Q$	var†
power factor	$\lambda$	-
power factor, sinusoidal	$\cos \phi$	-
power-level difference	-	Np†, dB†
Poynting vector	$S$	W/m <sup>2</sup>
propagation coefficient	$\gamma$	m <sup>-1</sup>
Q (quality) factor	$Q$	-
radiant energy	$Q, W$	J
radiation resistance	$R_r$	$\Omega$

† Not a SI unit but in common use

## 7. Quantity Symbols for Electrotechnics (continued)

Quantity	Symbol	SI Unit
rating	$S$	V A, W
reactance	$X$	$\Omega$
reflection coefficient	$r, \rho$	-
refractive index	$n$	-
regulation	$\epsilon$	p.u.†
reluctance	$R, R_m$	$H^{-1}$ , A/Wb
resistance	$R$	$\Omega$
resistance-temperature coefficient	$\alpha$	$K^{-1}$
resistivity	$\rho$	$\Omega$ m
signal	$S$	-
slip	$s$	-
standing-wave ratio	$s$	-
susceptance	$B$	S
susceptibility, electric	$\chi, \chi_e$	-
susceptibility, magnetic	$\chi, \kappa$	-
transconductance	$g_m$	A/V, S
transfer function	$H$	-
transmission factor	$\tau$	-
turn-on, turn-off time	$t_{on}, t_{off}$	s
voltage	$U, V$	V
wavelength	$\lambda$	m
work function	$\phi$	J ‡

† Not a SI unit but in common use

‡ More usually expressed in eV



## 8. Subscripts and other uses of Letters and Numbers

It is recommended as a guiding principle for the printing of subscripts that, when these are symbols for physical quantities, they should be printed in italic type. Numbers as subscripts should be printed in roman type; mathematical variables (e.g. running subscripts) should be printed in italic type. All other subscripts should be printed in roman type.

Some commonly used abbreviations, often occurring as subscripts, are as follows:

### General

a	absolute acoustic active additional alternating ambient anode anti-resonance axial	exp	experimental
		f	field filament, heater final forward frequency
		fl	floating
amb	ambient	g	airgap
as	asynchronous		gate
av	average		grid group
b	backward base	h	hysteresis height, depth hybrid
br	breakdown		
c	calculated carrier case coercive collector correction critical cut-off	i	ideal image induced initial input instantaneous intermediate
ch	chemical		internal
cp	composite		intrinsic
cr	critical	im	image
		in	insertion
d	d-axis damped delay deviation diameter difference diffuse direct dissipation distortion dynamic	ind	indirect
		j	junction
		k	cathode knee iterative short circuit
		K	transformation ratio
dem	demodulation	l	leakage limiting line
e	effective electric emitter equivalent error external	L	local longitudinal load large signal

## 8. Subscripts and other uses of Letters and Numbers (continued)

m	magnetic magnetising maximum measured mechanical mutual peak value	r (cont)	resonance resulting reverse reverse transfer rotational rotor reference
max	maximum	ref	reference
med	median	rms	root mean square value
min	mimimum	s	secondary
mod	modulation		segment series signal spherical standardised static stator steady issue storage synchronous saturation
n	natural noise nominal	sat	short-circuit simultaneous sinusodial storage successive
o	output spherical characteristic <i>in vacuo</i>	sc	simultaneous
oc	open circuit	sim	simultaneous
opt	optical	sin	sinusodial
or	original	stg	storage
ov	overload	suc	successive
p	parallel, shunt parasitic pole, or pairs of poles primary psophometric pulse	t	tangential total transient transmission transverse
pd	pull down	th	thermal
ph	phase	tot	total
pk	peak	u	usual useful
pt	punch through	v	luminous vartying vacuum valley
pu	pull up	wdg	winding
p-p	peak-to-peak	x	reactive crosstalk
q	q-axis quadrature quiescent turn off		
r	radical radiation rated real relative reflection remanent residual		

## 8. Subscripts and other uses of Letters and Numbers (continued)

0	characteristic free space no load zero frequency	2	negative sequence output port 2 second harmonic secondary
1	full load fundamental input port 1 positive sequence primary	3	tertiary
		, p	parallel
		, n	perpendicular
		0, s	spherical
		$\infty$	at infinity

### Semiconductors

To the incremental hybrid (h), admittance (y) and impedance (z) parameters, double subscripts are applied in the order (1) function, (2) common electrode:

- (1) i or 11 input; o or 22 output; f or 21 forward transfer; r or 12 reverse transfer.
- (2) b base; c collector; d drain; e emitter; g gate; s source (e.g.  $h_{oe}$ ,  $y_{12b}$ ).

The upper-case variant of the subscript is used for static (d.c.) or large-signal values (e.g.  $h_{FE}$ ,  $h_{21F}$ ).

The real and imaginary parts of a device impedance are shown, respectively, by Re and j Im (e.g.  $h_{ie} = \text{Re}(h_{ie}) + j \text{Im}(h_{ie})$ ).

Upper-case letters are used for the representation of electrical parameters of external circuits and all inductances and capacitances. Except for L and C, lower-case letters are used for electrical parameters inherent in the device (e.g.  $r_e$ ). In equivalent circuits using 3-terminal devices, a third letter may be used to indicate the condition at the third terminal (e.g.  $V_{CB0}$  where  $I_E = 0$ ), while the first subscript indicates one terminal of the device and the second subscript the reference terminal or circuit node.

# 9. Mathematical Symbols

Term	Symbol
$\sqrt{-1}$	$j$
ratio of circumference to diameter of circle	$\pi$ ( $\approx 3.141\ 592\ 654$ )
base of natural logarithms	$e$ ( $\approx 2.718\ 281\ 828$ )
exponential function (to the base $e$ ) of $x$	$e^x$ , $\exp x$
logarithm to the base $a$ of $x$	$\log_a x$
natural logarithm of $x$	$\ln x$ ( $\log_e x$ )
common logarithm of $x$	$\lg x$ ( $\log_{10} x$ )
binary logarithm of $x$	$\text{lb } x$ ( $\log_2 x$ )
circular functions of $x$	$\sin x$ , $\cos x$ , $\tan x$
inverse circular functions of $x$	$\arcsin x$ , $\arccos x$ , $\arctan x$
hyperbolic functions of $x$	$\sinh x$ , $\cosh x$ , $\tanh x$
inverse hyperbolic functions of $x$	$\text{arsinh } x$ , $\text{arcosh } x$ , $\text{artanh } x$
sum	$\Sigma$
product	$\Pi$
function $f$	$f$
value of the function $f$ at $x$	$f(x)$
limit to which $f(x)$ tends as $x$ approaches $a$	$\lim_{x \rightarrow a} f(x)$
finite increment of $x$	$\Delta x$
variation of $x$	$\partial f$
total differential of $f$	$df$
operators $\partial$ , $d$	$D_x$ , $D$
differential coefficient of order $n$ of $f(x)$	$\frac{d^n f}{dx^n}$ , $f^{(n)}(x)$
partial differential coefficient of order $n$ of $f(x, y, \dots)$ with respect to $x$ , when $y, \dots$ are held constant	$\frac{\partial^n f}{\partial x^n}$ ( $x, y, \dots$ ), $\left(\frac{\partial f}{\partial x}\right)_{y, \dots}$
indefinite integral of $f(x)$ with respect to $x$	$\int f(x) dx$
definitive integral of $f(x)$ from $x = a$ to $x = b$	$\int_a^b f(x) dx$
convolution product of $f$ and $g$	$f * g$
matrix $A$	$\begin{pmatrix} A_{11} & \dots & A_{1n} \\ \vdots & & \vdots \\ A_{m1} & \dots & A_{mn} \end{pmatrix}$
inverse of the square matrix $A$	$A^{-1}$
transpose matrix of $A$	$A^T$ , $\tilde{A}$
complex conjugate matrix of $A$	$A^*$
determinant of the square matrix $A$	$\det A$ , $\begin{vmatrix} A_{11} & \dots & A_{1n} \\ \vdots & & \vdots \\ A_{n1} & \dots & A_{nn} \end{vmatrix}$

## 9. Mathematical Symbols (continued)

Term	Symbol
vector <b>A</b>	<b>A</b> , ( <i>A</i> also used)
magnitude of the vector <b>A</b>	<i>A</i> , <b>A</b>
scalar product of <b>A</b> and <b>B</b>	<b>A</b> • <b>B</b>
vector product of <b>A</b> and <b>B</b>	<b>A</b> × <b>B</b>
del operator	
gradient of $\phi$	$\nabla$ , grad $\phi$
divergence of <b>A</b>	$\nabla \cdot \mathbf{A}$ , div <b>A</b>
curl of <b>A</b>	$\nabla \times \mathbf{A}$ , curl <b>A</b>
Laplacian	$\nabla^2 = \frac{\partial^2}{\partial x^2} + \frac{\partial^2}{\partial y^2} + \frac{\partial^2}{\partial z^2}$
D'Alembertian	$\square = \frac{\partial^2}{\partial x^2} + \frac{\partial^2}{\partial y^2} + \frac{\partial^2}{\partial z^2} - \frac{1}{c^2} \cdot \frac{\partial^2}{\partial t^2}$

# 10. Physical Constants

Quantity	Symbol	Numerical Value	Unit
acceleration of free fall (standard)	$g_n$	9.806 65*	m/s <sup>2</sup>
atmospheric pressure (standard)	$p_o$	1.013 25 x 10 <sup>5</sup> *	Pa
atomic mass constant (unified)	$m_u$	1.660 540 x 10 <sup>-27</sup>	kg
Avogadro constant	$N_A$	6.022 137 x 10 <sup>23</sup>	mol <sup>-1</sup>
Bohr magneton	$\mu_B$	9.274 015 x 10 <sup>-24</sup>	J/T
Boltzmann constant	$k$	1.380 658 x 10 <sup>-23</sup>	J/K
elementary (proton) charge	$e$	1.602 177 x 10 <sup>-19</sup>	C
electron: charge	$-e$	-1.602 177 x 10 <sup>-19</sup>	C
electron: rest mass	$m_e$	9.109 390 x 10 <sup>-31</sup>	kg
electron: charge/mass ratio	$e/m_e$	1.758 820 x 10 <sup>11</sup>	C/kg
Faraday constant	$F$	9.648 531 x 10 <sup>4</sup>	C/mol
free space: electric constant	$\epsilon_o$	8.854 188 x 10 <sup>-12</sup>	F/m
free space: intrinsic impedance	$Z_o$	376.730 3	$\Omega$
free space: magnetic constant	$\mu_o$	4 $\pi$ x 10 <sup>-7</sup>	H/m
free space: speed of e.m. waves	$c$	2.997 924 58 x 10 <sup>8</sup> *	m/s
gravitational constant	$G$	6.672 59 x 10 <sup>-11</sup>	N m <sup>2</sup> kg <sup>-2</sup>
ideal molar gas constant	$R$	8.314 510	J mol <sup>-1</sup> K <sup>-1</sup>
neutron rest mass	$m_n$	1.674 929 x 10 <sup>-27</sup>	kg
Planck constant	$h$	6.626 076 x 10 <sup>-34</sup>	J s
normalised	$\hbar$	1.054 573 x 10 <sup>-34</sup>	J s
proton: charge	$+e$	1.602 177 x 10 <sup>-19</sup>	C
proton: rest mass	$m_p$	1.672 623 x 10 <sup>-27</sup>	kg
proton: charge/mass ratio	$e/m_p$	9.578 831 x 10 <sup>7</sup>	C/kg
radiation constants	$c_1$	3.741 775 x 10 <sup>-16</sup>	W m <sup>2</sup>
	$c_2$	1.438 769 x 10 <sup>-2</sup>	m K
Stefan-Boltzmann constant	$\sigma$	5.670 51 x 10 <sup>-8</sup>	W m <sup>-2</sup> K <sup>-4</sup>
unified atomic mass unit (is one twelfth of the mass of the atom of the nuclide <sup>12</sup> C)		1.660 540 x 10 <sup>-27</sup>	kg
velocity of sound in air (s.t.p.)	$c$	331.45	m/s

\* exact values

Values of physical constants (apart from speed of sound) derived from CODATA Bulletin No. 63, Nov. 1986.

# 11. Conversion Factors

Exact values are shown with an asterisk \*.  
Some of these units may no longer have a legal validity.

## Length

1 Å	100.0*	pm
1 mil	25.4*	µm
1 in	25.4*	mm
1 ft	0.304 8*	m
1 yd	0.914 4*	m
1 mile	1.609 344*	km
1 nautical mile	1.852*	km
1 astronomical unit	0.149 597 87*	Tm
1 light year	9.460 3	Pm

## Area, Volume

1 in <sup>2</sup>	645.16*	mm <sup>2</sup>
1 ft <sup>2</sup>	0.092 903 04*	m <sup>2</sup>
1 yd <sup>2</sup>	0.836 127	m <sup>2</sup>
1 ha	10 000.0*	m <sup>2</sup>
1 in <sup>3</sup>	16 387.064*	mm <sup>3</sup>
1 litre	1.0*	dm <sup>3</sup>
1 UK fluid ounce	28.41 x 10 <sup>-6</sup>	m <sup>3</sup>
1 UK gal	4.546 09	L
1 US gal	3.785 41	L
1 ft <sup>3</sup>	0.028 316 8	m <sup>3</sup>
1 yd <sup>3</sup>	0.764 555	m <sup>3</sup>
1 mile <sup>2</sup> (640 acres)	2.589 98	km <sup>2</sup>
1 are	100.0*	m <sup>2</sup>
1 acre (4840 yd <sup>2</sup> )	4 046.855	m <sup>2</sup>

## Mass, Density

1 oz (adp)	28.35	g
1 oz (troy)	31.10	g
1 lb	0.453 592.37*	kg
1 tonne	1 000.0*	kg
1 (UK) ton	1 016.05	kg
1 lb/ft <sup>3</sup>	16.018 5	kg/m <sup>3</sup>
1 lb/in <sup>3</sup>	27.68	Mg/m <sup>3</sup>
1 cwt (UK)	50.802 3	kg
1 carat	0.2*	g

## Velocity

1 ft/s	0.304 8*	m/s
1 mile/h	0.447 04*	m/s
1 knot	0.514 4	m/s

## Force, Pressure, Torque

1 ozf	278.0	mN
1 lbf	4.448 22	N
1 kgf	9.806 65*	N
1 Torr	133.322	Pa
1 mm Hg	133.322	Pa
1 in H <sub>2</sub> O	249.09	Pa
1 m H <sub>2</sub> O	9.806 65*	kPa
1 bar	100.0*	kPa
1 lbf/in <sup>2</sup>	6.894 76	kPa
1 ft lbf	1.355 82	N m
1 dyne	10.0*	μN
1 standard atmosphere	0.101 325*	MPa

## Energy, Power

1 eV	0.160 218 2	aJ
1 cal (international table)	4.186 8*	J
1 Cal (= 1 kcal thermochemical)†	4.184*	kJ
1 ft lbf	1.355 82	J
1 m kgf	9.806 65*	J
1 Btu	1.055 06	kJ
1 therm	105.506	MJ
1 kW h	3.6*	Mj
1 ft lbf/s	1.355 82	W
1 m kgf/s	9.806 65*	W
1 Btu/h	0.293 071	W
1 hp (UK)	0.745 7	kW
1 erg/s	0.1*	μW

† Widely used for energy content of food. (There are different ‘calories’, of marginally different sizes; also note that the ‘big calorie’, used in newspapers etc., is 1000 times the corresponding ‘small calorie’.)

## Nucleonics, Radiation

Curie	1 Ci	$3.70 \times 10^{10}$ *	Bq
rad	1 rd	0.01*	Gy
Röntgen	1 R	$2.58 \times 10^{-4}$ *	C/kg
barn	1 barn (or 1 b)	$10^{-28}$ *	m <sup>2</sup>
foot-candle	1 ft cd	10.76	lx

## Special remark on logarithmic quantities and units

The expression for the time dependence of a damped harmonic oscillation can be written either in real notation or as the real part of a complex notation

$$F(t) = A e^{-\partial t} \cos(\omega t) = \operatorname{Re}(A e^{-(\partial + j\omega)t})$$

This simple relation involving  $\partial$  and  $\omega$  can be obtained only when  $e$  (base of natural logarithms) is used as the base of the exponential function. The coherent SI unit for the damping coefficient  $\partial$  and the angular frequency  $\omega$  is second to the power minus one, i.e. 1/s. Using the special names neper, Np, and radian, rad, for the units of  $\partial t$  and  $\omega t$  respectively, the units for  $\partial$  and  $\omega$  become neper per second, Np/s, and radian per second, rad/s, respectively. Neper and radian are special names for the ‘dimensionless’ unit one, 1. The neper is used as a unit for logarithmic quantities; the radian is used as a unit for plane angles and for the phase of circular functions.



Corresponding variation in space is treated in the same manner

$$F(x) = A e^{-\alpha x} \cos(\beta x) = \operatorname{Re}(A e^{-\gamma x}), \quad \gamma = \alpha + j\beta$$

where the unit for  $\alpha$  is neper per metre, Np/m, and the unit for  $\beta$  is radian per metre, rad/m.

In ISO 31, the level of a field quantity is therefore defined as the natural logarithm of a ratio of two amplitudes,  $L_f = \ln(F/F_0)$ , and is hence a quantity of dimension one. The unit neper (= the number 1) is the level of a field quantity when  $F/F_0 = e$ .

Since power is often proportional to the square of an amplitude, a factor 1/2 is introduced in the definition of the level of a power quantity  $L_p = (1/2) \ln(P/P_0)$  in order to make the level of the power quantity under these circumstances equal to the level of the field quantity.

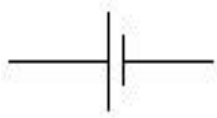
In practice the non-coherent unit degree,  $\dots^\circ$ , ( $1^\circ = \pi/180$  rad) is often used for angles and the non-coherent unit bel, B, [ $1 \text{ B} = (1/2) \log_e^{10} \text{ Np} \approx 1.151\,293 \text{ Np}$ ] is based on common logarithms (base 10) for logarithmic quantities. Instead of the bel, its sub-multiple the decibel, dB, is commonly used.

Some numerical conversion factors are:

power level	1 dB	$0.05 \log_e 10 \text{ Np} (=0.115\,129 \text{ Np})$
	1 Np	$20 \log_{10} e \text{ dB} (\approx 8.686 \text{ dB})$
frequency	1 octave	$\log_{10} 2 \text{ decade} (\approx 0.301 \text{ decade})$
	1 decade	$\log_2 10 \text{ octave} (\approx 3.321 \text{ octave})$

# 12. Graphical Symbols


## Connections and network elements



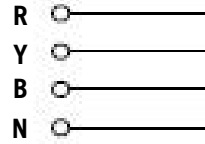
cell battery  
(long +ve)




d.c. supply



a.c. supply



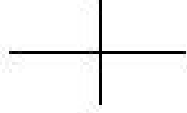
$n$  conductors



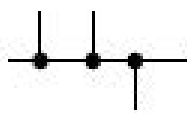
screened  
conductor



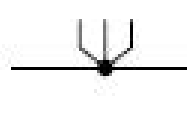
screen




crossing



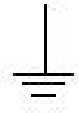
junctions



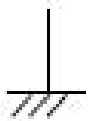
common



antenna



earth




frame



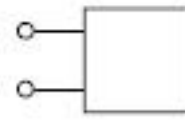
fuse



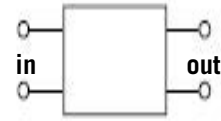
microphone



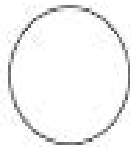
loudspeaker



one-port



two-port

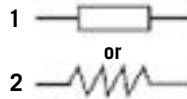


indicating  
movement

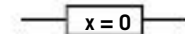
symbol in envelope:  
A ammeter  
V voltmeter  
W wattmeter  
etc.




general impedance



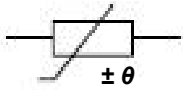
resistor  
(1 preferred)



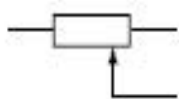
non-reactive



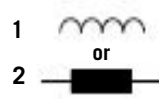
$U$  (or  $V$ ) non-linear



thermistor †



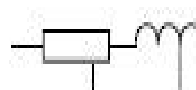
moving contact



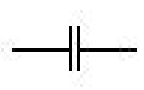
general impedance  
(1 preferred)



variable



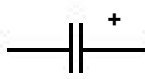
tapping



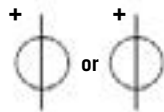
capacitor




pre-set



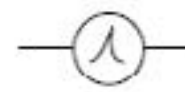
polarised  
e.g. electrolytic



ideal voltage  
source †



ideal current  
source †



signal



oscillator

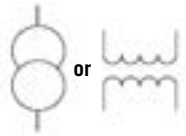


signal path

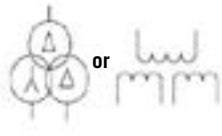
† Not in BS but in common use

## Power plant

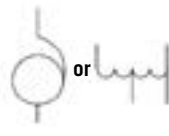
### Transformers:



2-wdg



3-wdg



auto



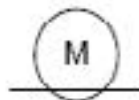
current or pulse

if desired, core shown by single line annotated to indicate material

### Machines:



descriptive symbols in envelope:  
G (generator), M (motor), G d.c., M a.c.  
S (synchronous), GS, MS



linear M



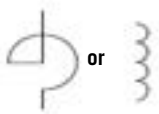
stepping M



wdgs



M starter



choke reactor



circuit-breaker



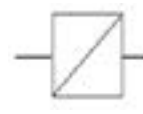
isolator



gap



bridge rectifier

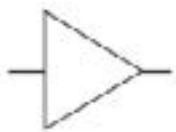


converter

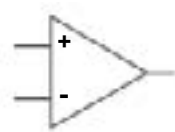
{  
- / d.c.  
- / rectifier  
- / inverter  
etc.

## Electronic devices

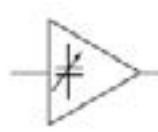
### Amplifiers:



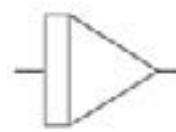
general



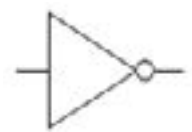
operational



parametric



integrating

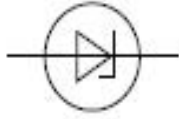


inverting

### Diodes:



general



breakdown diode,  
Esaki diode

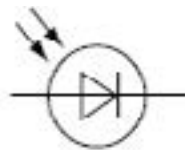
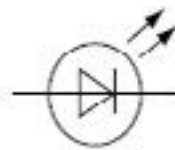


photo-diode



light emitting diode



tunnel diode

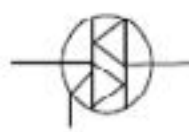


varactor

### Thyristors:



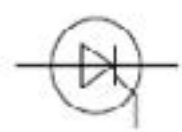
triode thyristor  
(type unspecified)



triac



reverse blocking n-gate



triode thyristor p-gate

# Electronic devices (continued)

## Cells:

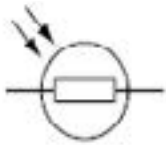


photo-conductive device

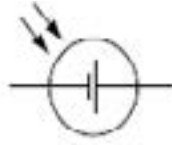
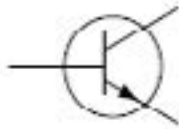


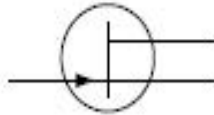
photo-voltaic

## Transistors:

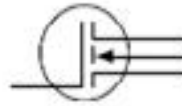
(for p-type arrows are reversed)



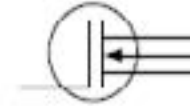
npn transistor



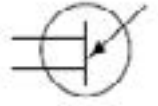
JUGFET  
n-channel



IGFET †  
n-channel  
enhancement



IGFET †  
n-channel  
depletion



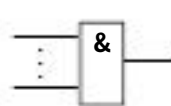
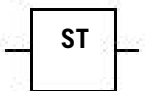
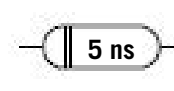
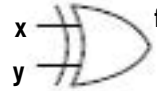
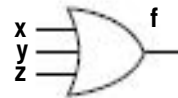
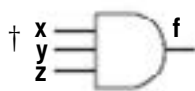
unijunction  
transistor with  
n-type base

(use of the envelope symbol is optional unless there is a connection to it)

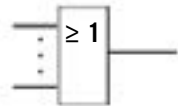
† with substrate connection brought out

## Logic symbols

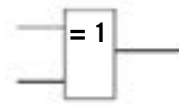
BS 3939 (1991)



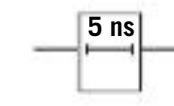
AND element



Or element



EX-OR



delay element  
(5 ns)



Schmitt trigger

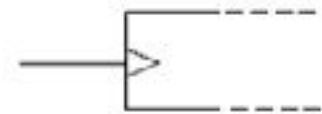
† Not in BS but in common use



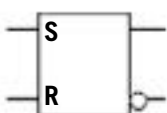
logic negation



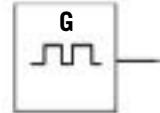
logic polarity



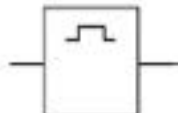
dynamic input



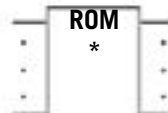
RS-bistable



astable element




monostable



memories:  
ROM; PROM;  
RAM; CAM

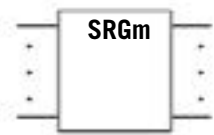
asterisk:  
indicates no. of  
addresses and  
bits



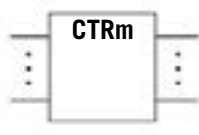
arithmetic  
elements

asterisk:  
Σ adder  
P-Q subtractor  
π multiplier  
ALU arithmetic  
logic unit

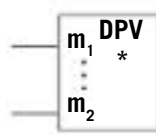
## Logic symbols (continued)



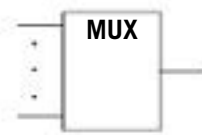
shift register



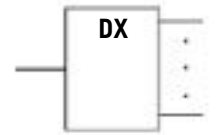
counter



display unit



multiplexer



demultiplexer

## Optic fibre symbols



optical fibre  
optical fibre cable



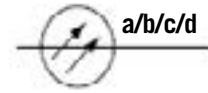
multimode stepped  
index optical fibre



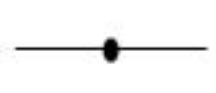
single mode  
stepped index  
optical fibre



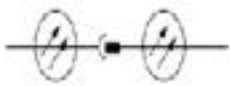
graded index  
optical fibre



a core diameter  
b cladding "  
c first coating "  
d jacketing "



permanent joint



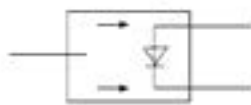
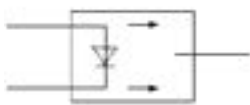
optical connection female-  
male



optical attenuator

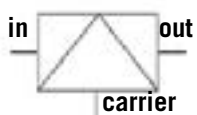


changeover contact in  
optical fibre circuit

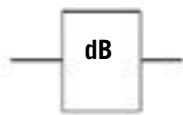


guided light devices

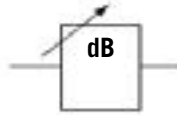
## Telecommunication symbols



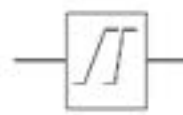
general symbol for:  
modulator,  
demodulator,  
discriminator



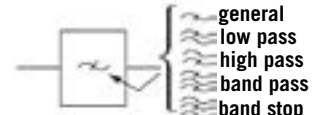
fixed loss attenuator



variable loss attenuator

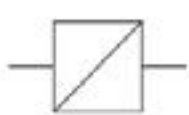


distortion corrector



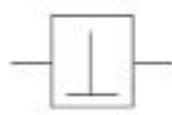
filter

general  
low pass  
high pass  
band pass  
band stop



general symbol for charger

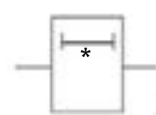
$f_1/f_2$  freq. chgr.  
 $f/(f/n)$  freq. div.  
 $f/nf$  freq. mult.  
 $2^5/2^7$  code conv. etc



balancing network



hybrid transformer



delay line

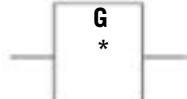
asterisk  
artificial line  
delay line



piezo-electric circuit



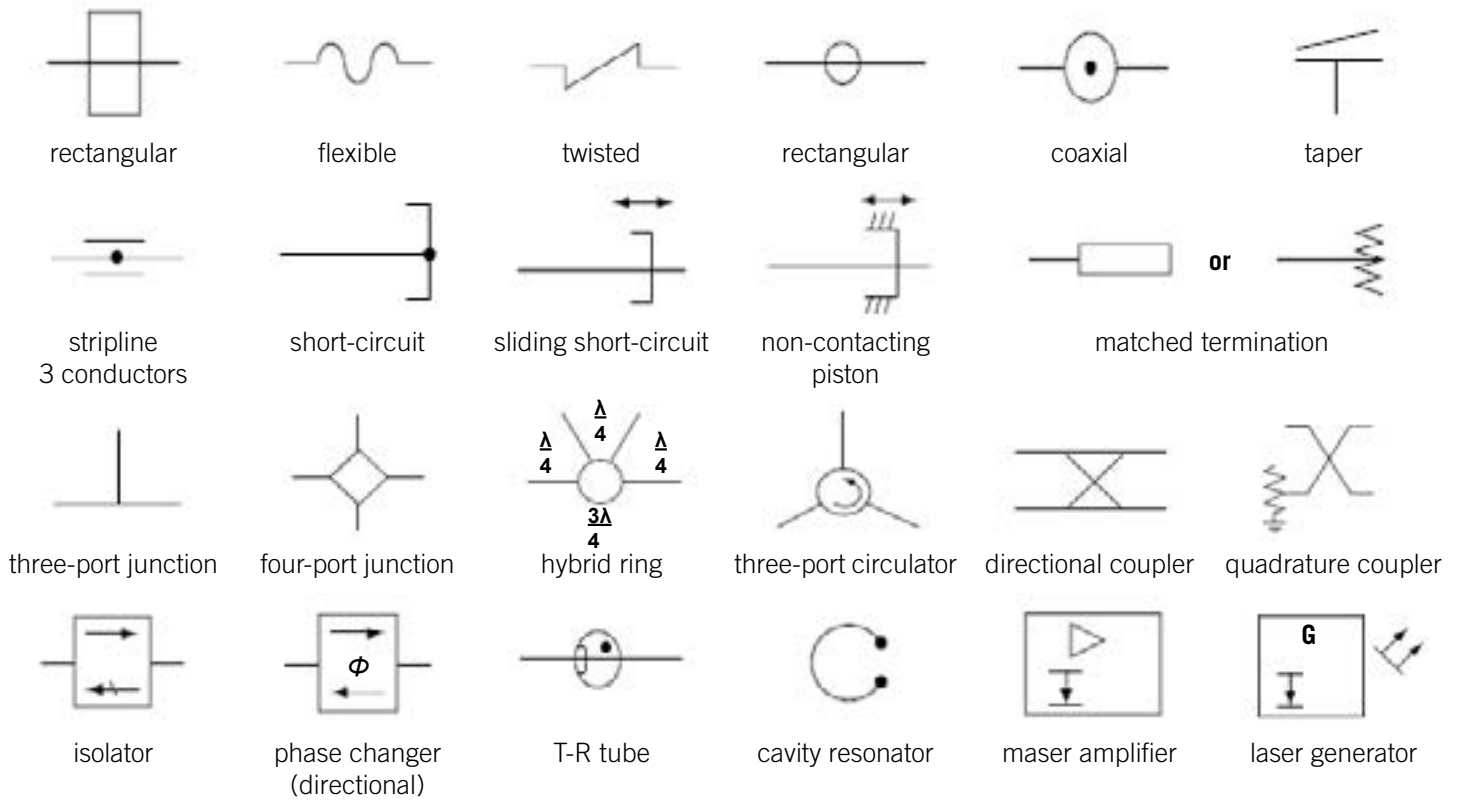
threshold



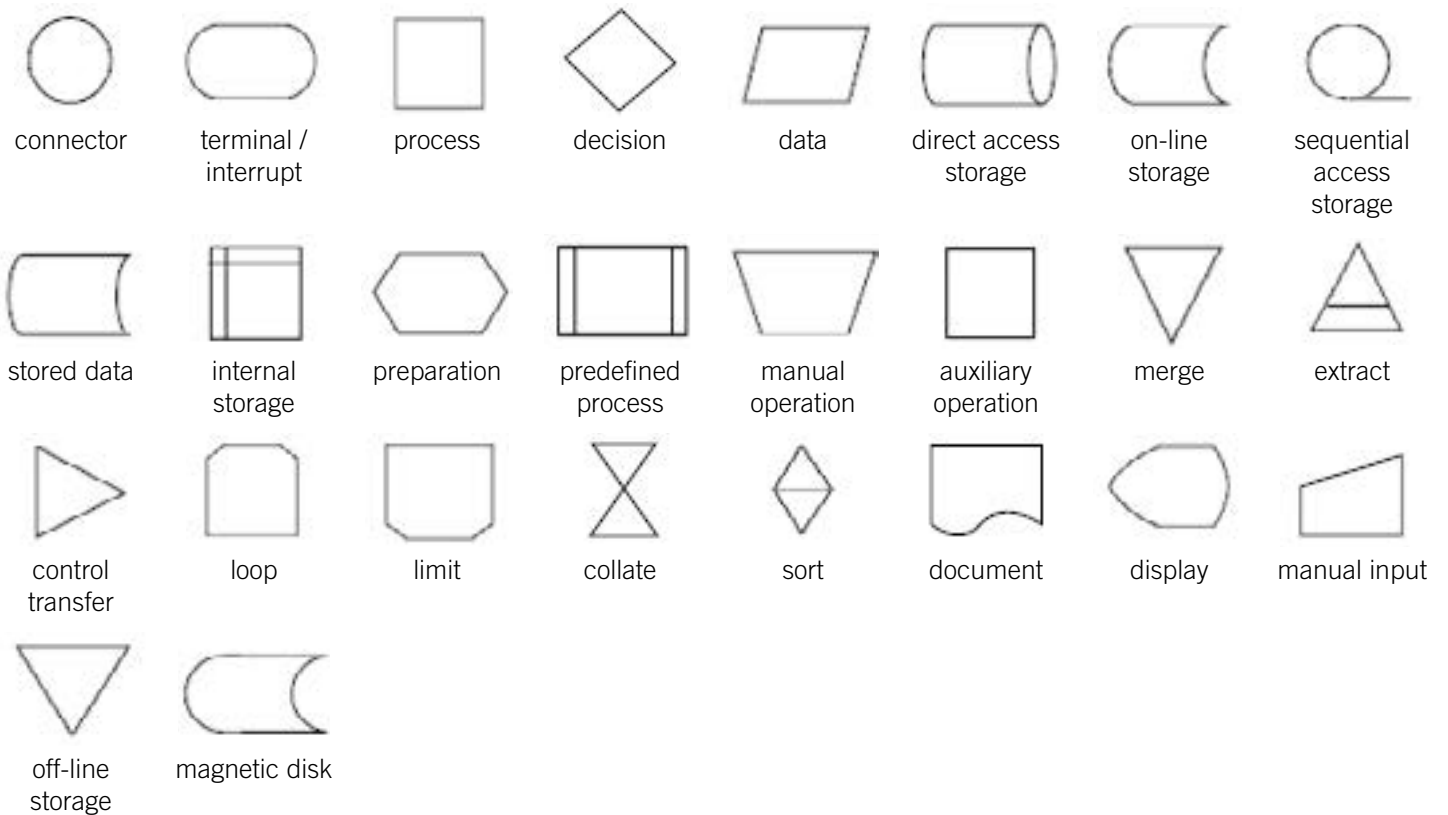
generator

asterisk  
sine wave  
saw tooth  
pulse  
variable frequency

## Microwave devices



## Flowchart symbols



# 13. Some Abbreviations

## Commonly used abbreviations in optical, logic and microprocessor circuits

Abbreviation	Description	Abbreviation	Description
ACC	accept	INH	inhibit
ACK	acknowledge	INT	interrupt
ADR	address	I/O	input / output
ALU	arithmetic logic unit		
		LD	load
BCD	binary code decimal	LOG 1	logical one
BCTR	bit counter	LOG Z	logical zero
BIN	binary	LSB	least-significant bit
BPS	bits per second		
BUF	buffer	MAR	memory address register
BUS	bus	MM	main memory
B	byte	MPX	multiplex
		MR	memory register
CAR	carry	MSB	most significant bit
CC	condition code	MUX	multiplexor
CE	chip enabled	μP	microprocessor
CLK	clock		
CLR	clear	N	negation
COMP	compare		
CP	clock pulse	OCT	octal
CR	clock register	OP	operation
CT	count		
CTR	counter	PAR	parity
CY	cycle	PC	program counter
		PE	parity error
D	data	PU	pull up
DEC	decimal		
DEL	delay	RAM	random access memory
DIN	data in	REG	register
DOUT	data out	RES	reset
DR	data register	RO	read out
DRAM	dynamic random access memory	ROM	read only memory
		RUN	run
EN	enable		
END	end	SET	set
EPROM	electronic programmable read only memory	SH	shift
ERASE	erase	SRAM	static random access memory
ERR	error	START	start
EXOR	exclusive or	STOP	stop
		STR	storage
F	function	SYNC	synchronisation
FF	flip-flop		
FIFO	first in - first out	TERM	terminate
		TO	to (transfer)
G	gate	TP	time pulse
GEN	generate	TRIG	trigger
GND	ground		
		WI	write in
HEX	hexadecimal	WR	write

## Component identification abbreviations

Abbreviation	Description	Abbreviation	Description
AE	aerial	L	inductor
B	battery	LK	link
BB	busbar	LP	lamp
C	capacitor	LS	loudspeaker
CB	circuit breaker	M	motor
CK	clock	ME	meter
CON	contactor	MG	motor generator
CSR	controlled semiconductor rectifier	MIC	microphone
D	diode	MK	morse key
EQ	equaliser	ML	module
F	fan	MT	telephone handset
FB	ferrite disc or bead	MX	matrix
FC	ferrite core	PCC	photoconductive cell
FL	filter	PEC	photoelectric cell
FS	fuse	PL	plug
FW	field winding	RE	recording instrument or meter
G	generator	SD	surge diverter of any type
H	heater	SE	sealing end
HC	heat coil	SEM	semaphore indicator
HD	hydrophone	SHW	shunt winding
IC	integrated circuit	SRAM	static random access memory
IREG	induction regulator	SW	series winding
ISL	isolator	TD	transducer
K	key	TL	telephone receiver
		U	unit
		VB	vibrator



## 14. Letter and Digit Code for R & C Values

For resistors, R, K, M, G and T are used as multipliers for 1,  $10^3$ ,  $10^6$ ,  $10^9$  and  $10^{12}$ , respectively, of resistance values expressed in ohms, whilst for capacitors, p, n,  $\mu$ , m and F are used as multipliers for  $10^{-12}$ ,  $10^{-9}$ ,  $10^{-6}$ ,  $10^{-3}$  and 1, respectively, of the capacitance values expressed in farads.

For example:

Resistance values	Coded marking	Capacitance values	Coded marking
0.15 $\Omega$	R15	0.15 pF	p15
1.5 $\Omega$	1R5	1.5 pF	1p5
15.0 $\Omega$	15R	15.0 pF	15p
1.5 k $\Omega$	1K5	1.5 nF	1n5
150 k $\Omega$	150K	150 nF	150n
1.5 M $\Omega$	1M5	1.5 $\mu$ F	1 $\mu$ 5
15 M $\Omega$	15M	15 $\mu$ F	15 $\mu$
1.5 G $\Omega$	1G5	1.5 mF	1m5
1.5 T $\Omega$	1T5	15 mF	15m

# Appendix A

## List of Standards used in compilation of 'Units & Symbols'

British Standards Institution (BSI) Publications

BS 3363: 1988	Letter symbols for semiconductor devices and integrated microcircuits
BS 3939: 1992	Graphical symbols for electrical power, telecommunications and electronics diagrams
BS 4058: 1995	Data processing flow chart symbols, rules and conventions
BS 5070: 1991	Engineering diagram drawing practice. Part 4: recommendations for logic diagrams
BS 5555: 1993	SI Units and recommendations for the use of their multiples (ISO 1000: 1992) and of certain other units
BS 5775: 1993	Quantities, units and symbols. Part 5: electricity and (ISO 31: 1992) magnetism. Part 11: mathematical signs and symbols for use in the physical sciences and technology

Note: The information given in the Booklet is in accordance (where relevant) with the Council\* Directive on Units of Measurement (1991).

\*The Council of the European Communities

# Appendix B

## Typefaces used

### English Alphabet

---

Upper case upright	Lower case upright	Upper case sloping	Lower case sloping
A	a	<i>A</i>	<i>a</i>
B	b	<i>B</i>	<i>b</i>
C	c	<i>C</i>	<i>c</i>
D	d	<i>D</i>	<i>d</i>
E	e	<i>E</i>	<i>e</i>
F	f	<i>F</i>	<i>f</i>
G	g	<i>G</i>	<i>g</i>
H	h	<i>H</i>	<i>h</i>
I	i	<i>I</i>	<i>i</i>
J	j	<i>J</i>	<i>j</i>
K	k	<i>K</i>	<i>k</i>
L	l	<i>L</i>	<i>l</i>
M	m	<i>M</i>	<i>m</i>
N	n	<i>N</i>	<i>n</i>
O	o	<i>O</i>	<i>o</i>
P	p	<i>P</i>	<i>p</i>
Q	q	<i>Q</i>	<i>q</i>
R	r	<i>R</i>	<i>r</i>
S	s	<i>S</i>	<i>s</i>
T	t	<i>T</i>	<i>t</i>
U	u	<i>U</i>	<i>u</i>
V	v	<i>V</i>	<i>v</i>
W	w	<i>W</i>	<i>w</i>
X	x	<i>X</i>	<i>x</i>
Y	y	<i>Y</i>	<i>y</i>
Z	z	<i>Z</i>	<i>z</i>

# Appendix B

## Typefaces used

### Greek Alphabet

	Upper case upright	Lower case upright	Upper case sloping	Lower case sloping
alpha	A	α	<i>A</i>	<i>α</i>
beta	B	β	<i>B</i>	<i>β</i>
gamma	Γ	γ	<i>Γ</i>	<i>γ</i>
delta	Δ	δ, δ*	<i>Δ</i>	<i>δ</i>
epsilon	E	ε	<i>E</i>	<i>ε</i>
zeta	Z	ζ	<i>Z</i>	<i>ζ</i>
eta	H	η	<i>H</i>	<i>η</i>
theta	Θ	θ	<i>Θ</i>	<i>θ</i>
iota	I	ι	<i>I</i>	<i>ι</i>
kappa	K	κ	<i>K</i>	<i>κ</i>
lambda	Λ	λ	<i>Λ</i>	<i>λ</i>
mu	M	μ	<i>M</i>	<i>μ</i>
nu	N	ν	<i>N</i>	<i>ν</i>
xi	Ξ	ξ	<i>Ξ</i>	<i>ξ</i>
omicron	O	ο	<i>O</i>	<i>ο</i>
pi	Π	π	<i>Π</i>	<i>π</i>
rho	P	ρ	<i>P</i>	<i>ρ</i>
sigma	Σ	σ	<i>Σ</i>	<i>σ</i>
tau	T	τ	<i>T</i>	<i>τ</i>
upsilon	Υ	υ	<i>Υ</i>	<i>υ</i>
phi	Φ	φ	<i>Φ</i>	<i>φ</i>
chi	Χ	χ	<i>Χ</i>	<i>χ</i>
psi	Ψ	ψ	<i>Ψ</i>	<i>ψ</i>
omega	Ω	ω	<i>Ω</i>	<i>ω</i>

\*Used only for partial differential coefficients



The Institution of  
Engineering and Technology

## IET Offices

### London

Savoy Place  
2 Savoy Place  
London  
WC2R 0BL  
United Kingdom  
[www.savoyplace.co.uk](http://www.savoyplace.co.uk)

### Stevenage

Michael Faraday House  
Six Hills Way  
Stevenage Herts  
SG1 2AY  
United Kingdom  
**T:** +44 (0)1438 313311  
**F:** +44 (0)1438 765526  
**E:** [postmaster@theiet.org](mailto:postmaster@theiet.org)  
[www.theiet.org](http://www.theiet.org)

### New Jersey

379 Thornall Street  
Edison NJ 08837  
USA  
**T:** +1 (732) 321 5575  
**F:** +1 (732) 321 5702

### Beijing

Suite G/10F  
China Merchants Tower  
No.118 Jianguo Road  
Chaoyang District  
Beijing China  
100022  
**T:** +86 10 6566 4687  
**F:** +86 10 6566 4647  
**E:** [china@theiet.org](mailto:china@theiet.org)  
[www.theiet.org.cn](http://www.theiet.org.cn)

### Hong Kong

4412-13 Cosco Tower  
183 Queen's Road  
Central  
Hong Kong  
**T:** +852 2521 2140  
**F:** +852 2778 1711

### Bangalore

Unit No 405 & 406  
4th Floor, West Wing  
Raheja Towers  
M. G. Road  
Bangalore 560001  
India  
**T:** +91 80 4089 2222  
**E:** [india@theiet.in](mailto:india@theiet.in)  
[www.theiet.in](http://www.theiet.in)

## IET Venues

### IET London: Savoy Place

London  
**T:** +44 (0) 207 344 5479  
[www.ietvenues.co.uk/savoyplace](http://www.ietvenues.co.uk/savoyplace)

### IET Birmingham: Austin Court

Birmingham  
**T:** +44 (0)121 600 7500  
[www.ietvenues.co.uk/austincourt](http://www.ietvenues.co.uk/austincourt)

### IET Glasgow: Teacher Building

Glasgow  
**T:** +44 (0)141 566 1871  
[www.ietvenues.co.uk/teacherbuilding](http://www.ietvenues.co.uk/teacherbuilding)

[www.theiet.org](http://www.theiet.org)